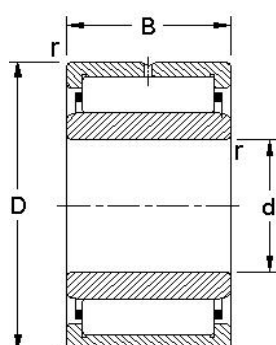
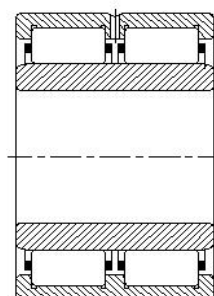


# Needle roller bearings

Metric series



NA 49/NKI/NKIS

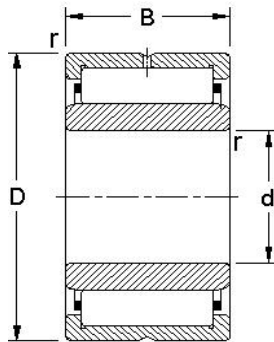


NA 69

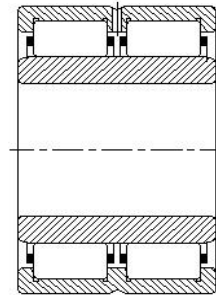
| d<br>mm | Dimensions |    |     | Load ratings      |              | Designation |
|---------|------------|----|-----|-------------------|--------------|-------------|
|         | D          | B  | r   | Dynamic<br>C<br>N | Static<br>Co |             |
| 10      | 22         | 14 | 0.3 | 8500              | 13900        | NA 4900     |
|         | 22         | 16 | 0.3 | 10100             | 11500        | NKI 10/16   |
|         | 22         | 20 | 0.3 | 12800             | 15600        | NKI 10/20   |
|         | 28         | 16 | 0.6 | 15700             | 15800        | NKIS 10     |
| 12      | 24         | 13 | 0.3 | 9400              | 10900        | NA 4901     |
|         | 24         | 16 | 0.3 | 11300             | 13900        | NKI 12/16   |
|         | 24         | 20 | 0.3 | 14400             | 18800        | NKI 12/20   |
|         | 24         | 22 | 0.3 | 16000             | 21600        | NA 6901     |
|         | 30         | 16 | 0.6 | 16800             | 17700        | NKIS 12     |
| 15      | 27         | 16 | 0.3 | 13000             | 17400        | NKI 15/16   |
|         | 27         | 20 | 0.3 | 16500             | 23600        | NKI 15/20   |
|         | 28         | 13 | 0.3 | 10600             | 13600        | NA 4902     |
|         | 28         | 23 | 0.3 | 17300             | 25500        | NA 6902     |
|         | 35         | 20 | 0.6 | 24500             | 28000        | NKIS 15     |
| 17      | 29         | 16 | 0.3 | 13500             | 18700        | NKI 17/16   |
|         | 29         | 20 | 0.3 | 17100             | 25500        | NKI 17/20   |
|         | 30         | 13 | 0.3 | 11000             | 14600        | NA 4903     |
|         | 30         | 23 | 0.3 | 18600             | 29000        | NA 6903     |
|         | 37         | 20 | 0.6 | 26000             | 31000        | NKIS 17     |
| 20      | 32         | 16 | 0.3 | 15000             | 22300        | NKI 20/16   |
|         | 32         | 20 | 0.3 | 19000             | 30500        | NKI 20/20   |
|         | 37         | 17 | 0.3 | 21000             | 25500        | NA 4904     |
|         | 37         | 30 | 0.3 | 36000             | 51000        | NA 6904     |
|         | 42         | 20 | 0.6 | 28500             | 36500        | NKIS 20     |
| 22      | 34         | 16 | 0.3 | 15300             | 23600        | NKI 22/16   |
|         | 34         | 20 | 0.3 | 19400             | 32000        | NKI 22/20   |
| 25      | 38         | 20 | 0.3 | 21900             | 34000        | NKI 25/20   |
|         | 38         | 30 | 0.3 | 32500             | 57000        | NKI 25/30   |
|         | 42         | 17 | 0.3 | 23600             | 31500        | NA 4905     |
|         | 42         | 30 | 0.3 | 39000             | 59000        | NA 6905     |
|         | 47         | 22 | 0.6 | 33500             | 43500        | NKIS 25     |
| 28      | 42         | 20 | 0.3 | 23100             | 37500        | NKI 28/20   |
|         | 42         | 30 | 0.3 | 34500             | 63000        | NKI 28/30   |

# Needle roller bearings

Metric series



NA 49/NKI/NKIS

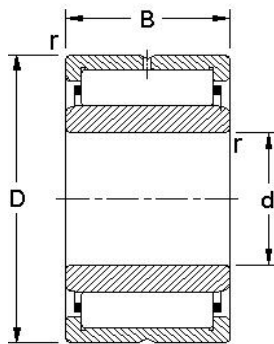


NA 69

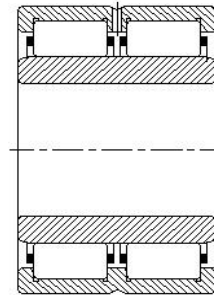
| d<br>mm | Dimensions |    |     | Load ratings      |              | Designation      |
|---------|------------|----|-----|-------------------|--------------|------------------|
|         | D          | B  | r   | Dynamic<br>C<br>N | Static<br>Co |                  |
| 30      | 45         | 20 | 0.3 | 24300             | 41500        | <b>NKI 30/20</b> |
|         | 45         | 30 | 0.3 | 36500             | 69000        | <b>NKI 30/30</b> |
|         | 47         | 17 | 0.3 | 25000             | 35500        | <b>NA 4906</b>   |
|         | 47         | 17 | 0.3 | 43500             | 71000        | <b>NA 6906</b>   |
|         | 52         | 22 | 0.6 | 36500             | 50000        | <b>NKIS 30</b>   |
| 32      | 47         | 20 | 0.3 | 24900             | 43500        | <b>NKI 32/20</b> |
|         | 47         | 30 | 0.3 | 37000             | 73000        | <b>NKI 32/30</b> |
| 35      | 50         | 20 | 0.3 | 26000             | 47000        | <b>NKI 35/20</b> |
|         | 50         | 30 | 0.3 | 39000             | 79000        | <b>NKI 35/30</b> |
|         | 55         | 20 | 0.6 | 31500             | 50000        | <b>NA 4907</b>   |
|         | 55         | 36 | 0.6 | 48000             | 86000        | <b>NA 6907</b>   |
|         | 58         | 22 | 0.6 | 39000             | 57000        | <b>NKIS 35</b>   |
| 38      | 53         | 20 | 0.3 | 27000             | 51000        | <b>NKI 38/20</b> |
|         | 53         | 30 | 0.3 | 40500             | 85000        | <b>NKI 38/30</b> |
| 40      | 55         | 20 | 0.3 | 27500             | 53000        | <b>NKI 40/20</b> |
|         | 55         | 30 | 0.3 | 41000             | 88000        | <b>NKI 40/30</b> |
|         | 62         | 22 | 0.6 | 43000             | 67000        | <b>NA 4908</b>   |
|         | 62         | 40 | 0.6 | 66000             | 116000       | <b>NA 6908</b>   |
|         | 65         | 22 | 1   | 42500             | 67000        | <b>NKIS 40</b>   |
| 42      | 57         | 20 | 0.3 | 28500             | 56000        | <b>NKI 42/20</b> |
|         | 57         | 30 | 0.3 | 43000             | 94000        | <b>NKI 42/30</b> |
| 45      | 62         | 25 | 0.6 | 38000             | 74000        | <b>NKI 45/25</b> |
|         | 62         | 35 | 0.6 | 50000             | 10600        | <b>NKI 45/35</b> |
|         | 68         | 22 | 0.6 | 45000             | 73000        | <b>NA 4909</b>   |
|         | 68         | 40 | 0.6 | 69000             | 127000       | <b>NA 6909</b>   |
|         | 72         | 22 | 1   | 45000             | 740000       | <b>NKIS 45</b>   |
| 50      | 68         | 25 | 0.6 | 40000             | 82000        | <b>NKI 50/25</b> |
|         | 68         | 35 | 0.6 | 53000             | 118000       | <b>NKI 50/35</b> |
| 50      | 72         | 22 | 0.6 | 47000             | 80000        | <b>NA 4910</b>   |
|         | 72         | 40 | 0.6 | 73000             | 139000       | <b>NA 6910</b>   |
|         | 80         | 28 | 1.1 | 63000             | 98000        | <b>NKIS 50</b>   |

# Needle roller bearings

Metric series



NA 49/NKI/NKIS

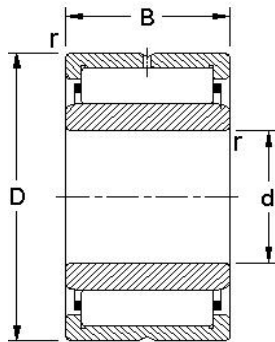


NA 69

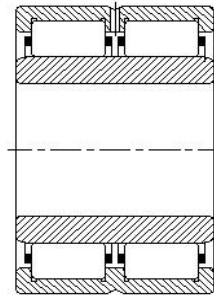
| d<br>mm | Dimensions |    |     | Load ratings      |              | Designation      |
|---------|------------|----|-----|-------------------|--------------|------------------|
|         | D          | B  | r   | Dynamic<br>C<br>N | Static<br>Co |                  |
| 55      | 72         | 25 | 0.6 | 42000             | 90000        | <b>NKI 55/25</b> |
|         | 72         | 35 | 0.6 | 56000             | 130000       | <b>NKI 55/35</b> |
|         | 80         | 25 | 1   | 58000             | 100000       | <b>NA 4911</b>   |
|         | 80         | 45 | 1   | 90000             | 176000       | <b>NA 6911</b>   |
|         | 85         | 28 | 1.1 | 67000             | 108000       | <b>NKIS 55</b>   |
| 60      | 82         | 25 | 0.6 | 43500             | 89000        | <b>NKI 60/25</b> |
|         | 82         | 35 | 0.6 | 62000             | 139000       | <b>NKI 60/35</b> |
|         | 85         | 25 | 1   | 60000             | 108000       | <b>NA 4912</b>   |
|         | 85         | 45 | 1   | 94000             | 191000       | <b>NA 6912</b>   |
|         | 90         | 28 | 1.1 | 68000             | 113000       | <b>NKIS 60</b>   |
| 65      | 90         | 25 | 1   | 53000             | 100000       | <b>NKI 65/25</b> |
|         | 90         | 25 | 1   | 61000             | 112000       | <b>NA 4913</b>   |
|         | 90         | 35 | 1   | 75000             | 156000       | <b>NKI 65/35</b> |
| 65      | 90         | 45 | 1   | 95000             | 198000       | <b>NA 6913</b>   |
|         | 95         | 28 | 1.1 | 71000             | 123000       | <b>NKIS 65</b>   |
| 70      | 95         | 25 | 1   | 56000             | 119000       | <b>NKI 70/25</b> |
|         | 95         | 35 | 1   | 78000             | 184000       | <b>NKI 70/35</b> |
|         | 100        | 30 | 1   | 84000             | 156000       | <b>NA 4914</b>   |
|         | 100        | 54 | 1   | 128000            | 265000       | <b>NA 6914</b>   |
|         | 100        | 28 | 1.1 | 75000             | 133000       | <b>NKIS 70</b>   |
| 75      | 105        | 25 | 1   | 69000             | 123000       | <b>NKI 75/25</b> |
|         | 105        | 30 | 1   | 86000             | 162000       | <b>NA 4915</b>   |
|         | 105        | 35 | 1   | 98000             | 193000       | <b>NKI 75/35</b> |
|         | 105        | 54 | 1   | 130000            | 275000       | <b>NA 6915</b>   |
| 80      | 110        | 25 | 1   | 72000             | 132000       | <b>NKI 80/25</b> |
|         | 110        | 30 | 1   | 89000             | 174000       | <b>NA 4916</b>   |
|         | 110        | 35 | 1   | 103000            | 208000       | <b>NKI 80/35</b> |
|         | 110        | 54 | 1   | 135000            | 300000       | <b>NA 6916</b>   |
| 85      | 115        | 26 | 1   | 73000             | 137000       | <b>NKI 85/26</b> |
|         | 115        | 36 | 1   | 107000            | 223000       | <b>NKI 85/36</b> |
|         | 120        | 35 | 1.1 | 111000            | 237000       | <b>NA 4917</b>   |
|         | 120        | 63 | 1.1 | 166000            | 400000       | <b>NA 6917</b>   |

# Needle roller bearings

Metric series



NA 49/NKI/NKIS



NA 69

| d<br>mm | Dimensions |    |     | Load ratings      |              | Designation       |
|---------|------------|----|-----|-------------------|--------------|-------------------|
|         | D          | B  | r   | Dynamic<br>C<br>N | Static<br>Co |                   |
| 90      | 120        | 26 | 1   | 76000             | 146000       | <b>NKI 90/26</b>  |
|         | 120        | 36 | 1   | 111000            | 237000       | <b>NKI 90/36</b>  |
|         | 125        | 35 | 1.1 | 114000            | 250000       | <b>NA 4918</b>    |
|         | 125        | 63 | 1.1 | 172000            | 425000       | <b>NA 6918</b>    |
| 95      | 125        | 26 | 1   | 78000             | 155000       | <b>NKI 95/26</b>  |
|         | 125        | 36 | 1   | 114000            | 250000       | <b>NKI 95/36</b>  |
| 95      | 130        | 35 | 1.1 | 116000            | 260000       | <b>NA 4919</b>    |
|         | 130        | 63 | 1.1 | 174000            | 440000       | <b>NA 6919</b>    |
| 100     | 130        | 30 | 1.1 | 98000             | 210000       | <b>NKI 100/30</b> |
|         | 130        | 40 | 1.1 | 127000            | 290000       | <b>NKI 100/40</b> |
|         | 140        | 40 | 1.1 | 128000            | 270000       | <b>NA 4920</b>    |
| 110     | 140        | 40 | 1.1 | 113000            | 275000       | <b>NKI 110/40</b> |
|         | 150        | 40 | 1.1 | 132000            | 290000       | <b>NA 4922</b>    |
| 120     | 165        | 45 | 1.1 | 181000            | 390000       | <b>NA 4924</b>    |
| 130     | 180        | 50 | 1.5 | 203000            | 470000       | <b>NA 4926</b>    |
| 140     | 180        | 32 | 1.5 | 114000            | 260000       | <b>NKI 140/32</b> |
|         | 190        | 50 | 1.5 | 209000            | 500000       | <b>NA 4928</b>    |